

ORACLE®



ORACLE[®]

Landed Cost Management Update

Mahmoud Maher

egyprogramer@gmail.com

Safe Harbor Statement

The following is intended to outline our general product direction. It is intended for information purposes only, and may not be incorporated into any contract. It is not a commitment to deliver any material, code, or functionality, and should not be relied upon in making purchasing decisions.

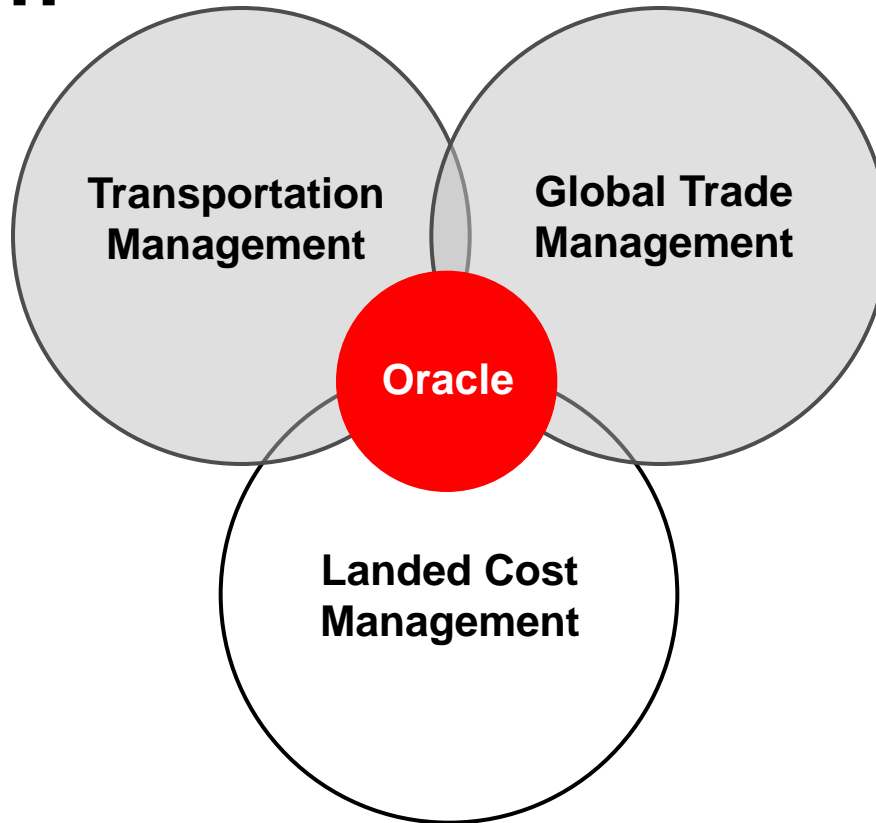
The development, release, and timing of any features or functionality described for Oracle's products remains at the sole discretion of Oracle.

Agenda

- Landed Cost Management Overview
- 12.1.1 Solution Demo (Discrete)
- 12.1.2 Highlights (OPM)
- Roadmap

Oracle's Landed Cost Management Solution

Planning and Tracking
Transportation Spend Related Components of Landed Costs

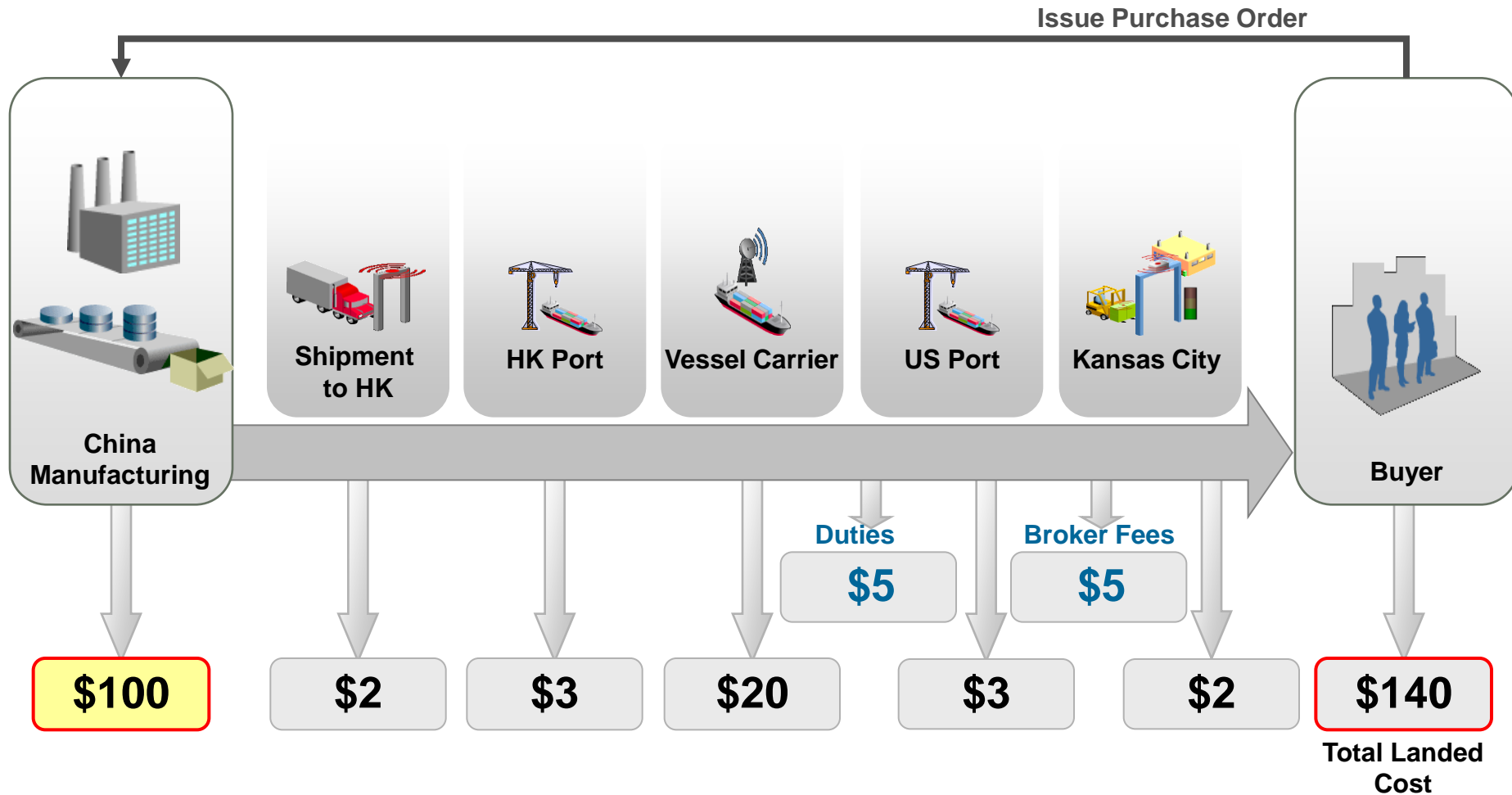


Coming Soon – Duties and Tax estimation and calculation as well as preferential trade schema analysis

Total Landed Cost tracking and accounting application

Landed Cost Calculations

Inbound Shipment Transaction



An additional 40% is added on to the purchase price

Oracle Landed Cost Management


- Oracle's **Landed Cost Management** application is a new product released on E-Business Suite r.12.1.
- Oracle Landed Cost Management captures extended supply chain costs (freight, insurance, duties, taxes, etc.) and attributes them back to the products which incurred them
 - Costs can be **estimated** during receiving
 - **Actual costs** calculated when invoices arrive to identify variances
 - Receiving estimates and any variances automatically update **inventory valuation** and **accounting**

Value Proposition

Pain Points → Features → Benefits

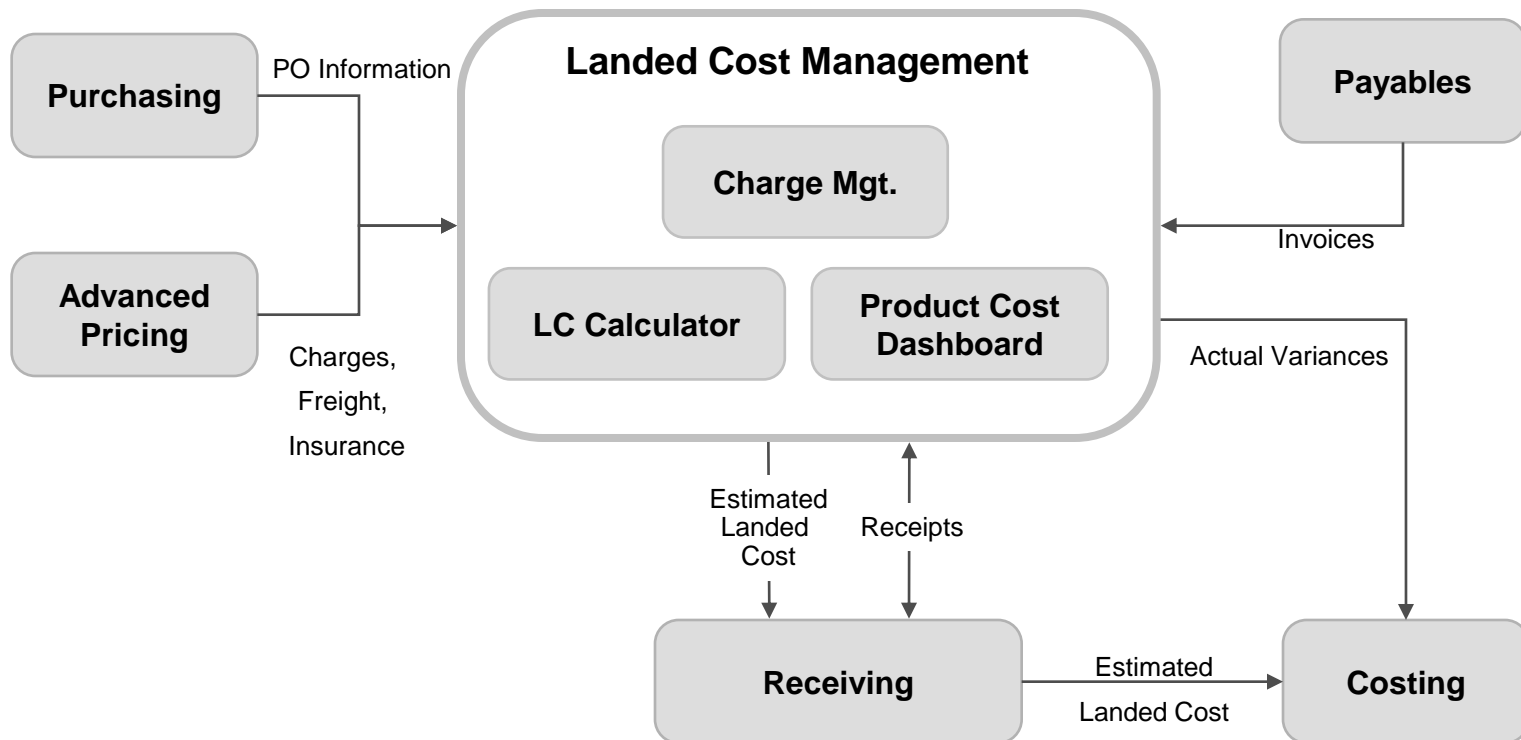
Pain Points	LCM Provides	Benefits
× Financial visibility into supply chain costs	▶ Captures <u>all</u> acquisition costs	▶ ✓ Maximize Profits ▶ ✓ More accurate product profitability reporting ▶ ✓ Known costs reduces exposure
× Strict Regulatory Requirements / Accounting Accuracy	▶ Updates <u>financial systems</u> with costs as soon as they are incurred for the most accurate picture of outstanding liabilities	▶ ✓ Ensure Compliance ▶ ✓ Understand taxes & recovery ▶ ✓ Confidence in financial reports and cost declarations
× Global Sourcing	▶ Calculates <u>extended cost</u> for use in sourcing and procurement decisions	▶ ✓ Increase Competitiveness ▶ ✓ More accurate total cost comparisons ▶ ✓ Better contract negotiations

Solution Demo (12.1.1)



Oracle Landed Cost Management

Product Map & Information Flow

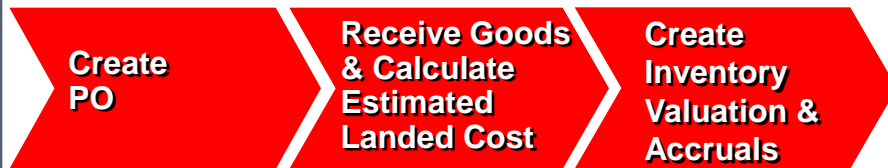


Landed Cost Management

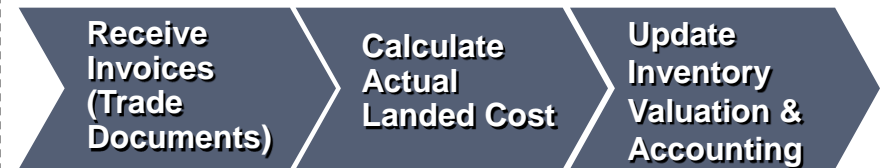
Version 12.1 Flow

Landed Cost Management

Estimated Landed Cost



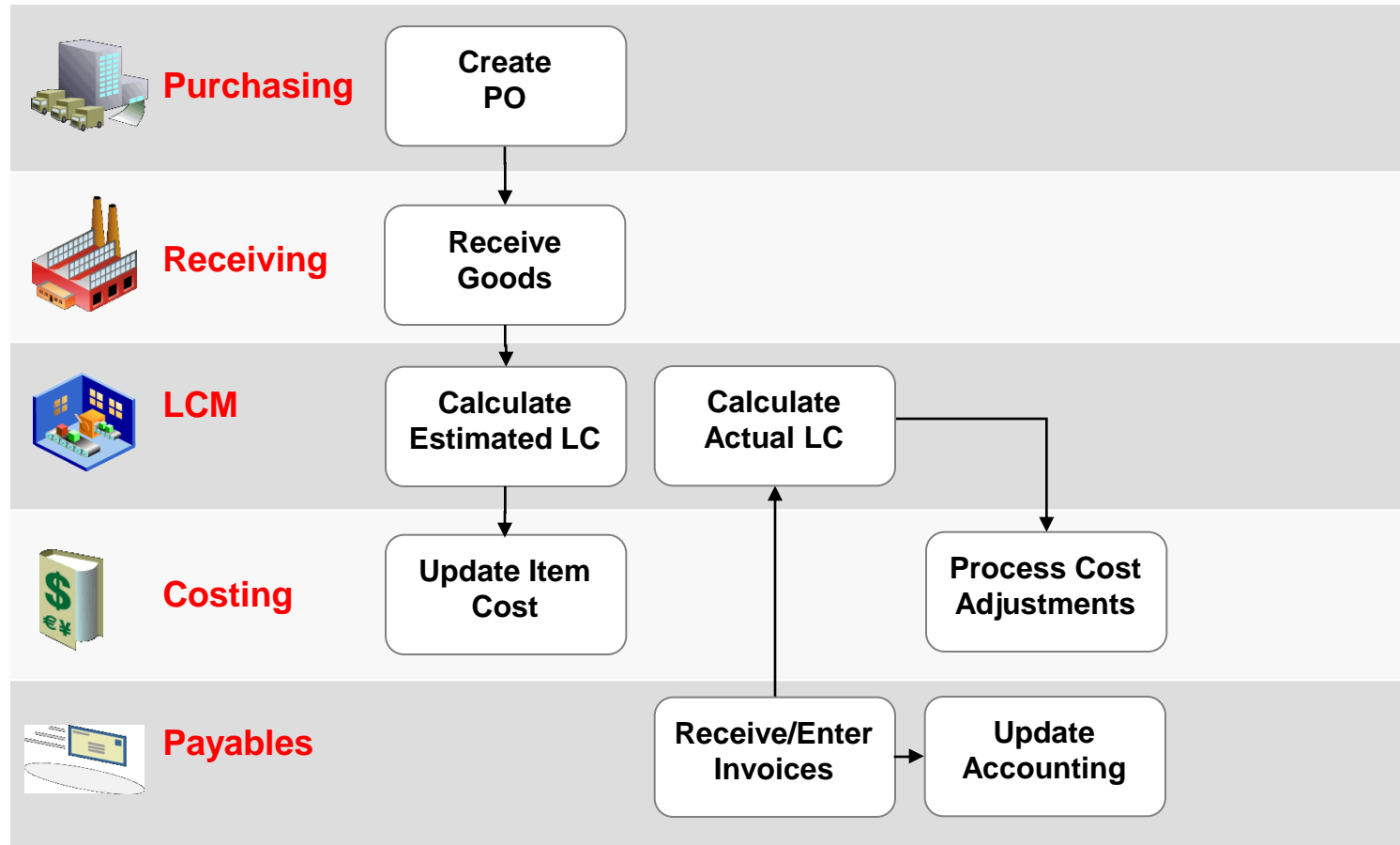
Actual Landed Cost



- Landed costs can be initially estimated, either manually or through Oracle Advanced Pricing
- Costs are updated when actual invoices are received
- Support for costing at the time of goods receipt as well as within a “pre-receiving” process

Receipts - Estimated Landed Cost

Advanced Shipping Notice or Receipt



Demonstration

What You Are About to See

- Review Charge Setup
- Create PO for Two Toys
- Receive Items
- Review Estimated Landed Cost
- Enter Item and Charge Invoices
- Review Actual Landed Cost

Automated Charge Setup

Advanced Pricing - Define Modifier

Main Advanced Other

Type: Freight and Special charge Li Number: LCM002 Active Automatic
Name: LCM Charges Global Operating Unit:
Version: Start Date: -
Currency: USD Description: []

List Limits List Qualifiers

Modifiers Summary Discounts/Charges Promotion Upgrades Promotion Terms Coupons Price Breaks*

Modifier No	Level	Modifier Type	Application Method	Value	Accrue	Benefit
291863	Line	Freight/Special	Percent	10	<input type="checkbox"/>	<input type="checkbox"/>
291864	Order	Freight/Special	Lumpsum	200	<input type="checkbox"/>	<input type="checkbox"/>

Line Limits Exclude Pricing Attributes Line Qualifiers Define Details*

Freight: 10% of shipment line

Insurance: \$200 for entire shipment

Review Purchase Order

ORACLE Purchasing

Requisitions | **Orders** | Agreements | Deliverables | Negotiations | Suppliers

Orders >

Standard Purchase Order 6100

+ Search

Header | **Lines** | Schedules | Distributions

Operating Unit **Vision Operations**

Line	Line Description	Schedule	Location	Org	Qty	Unit	Price	Amount	Need-By
1	DREAM TOY 1 - GT40	1	L01-Seattle Mfg	L01	100	Each	10	1,000.00	18-Mar-2009 13:55:19
2	DREAM TOY 2 - F70	1	L01-Seattle Mfg	L01	100	Each	15	1,500.00	18-Mar-2009 13:55:23

[Return to Orders](#)

Requisitions | Orders | Agreements | Deliverables | Negotiations | Suppliers | Home

About this Page | Privacy Statement

2 PO Schedules

Enter Receipt

Receipts (L01)

Lines Details Currency Order Information Outside Services Shipment Information

		Secondary		Destination						
	Quantity	UOM	Quantity	UOM	Type	Item	Rev	Description	L	[]
<input checked="" type="checkbox"/>	100	Each			Inventory	DT1		DREAM TOY 1 - G		
<input checked="" type="checkbox"/>	100	Each			Inventory	DT2		DREAM TOY 2 - F		
<input type="checkbox"/>										
<input type="checkbox"/>										
<input type="checkbox"/>										
<input type="checkbox"/>										
<input type="checkbox"/>										
<input type="checkbox"/>										

Operating Unit: Vision Operations
Supplier: Allied Manufacturing
Item Description: DREAM TOY 2 - F70
Destination: --Stores-
Header Receiver Note:
Shipment Receiver Note:

Order Type: Standard
Order: 6100
Due Date: 18-MAR-2009 13:58
Hazard:
UN Number:
Routing: Direct Delivery

Lot - Serial Cascade Express **Header**

Enter Receipt

Receipt Header (L01)



New Receipt Add To Receipt



Receipt	3	Receipt Date	18-MAR-2009 14:19
Shipment		Shipped Date	
Packing Slip		Waybill/Airbill	
Freight Carrier		Bill of Lading	
Containers		Received By	Smith, Mr. Jonathan
Supplier	Allied Manufacturing		
Comments			

Landed Cost Management

Find Shipments

Shipments



Operating Unit  Shipment Type  Pending Matching

Receiving Location  Shipment Status 

Shipment Date Shipment

Enter the receipt number and search


Line Groups



Group Third Party  Source Type 

Group Reference Third Party Site 

Shipment Lines

Shipments

Actions 

Select	Operating Unit	Shipment	Type	Date	Status	Pending Matching	Actions
<input type="radio"/>	Vision Operations	<input type="text" value="3"/>	Domestic Shipment	18-Mar-2009	Completed	No	 

[Workbench](#) [Setup](#) [Home](#) [Logout](#) [Preferences](#) [Diagnostics](#)

[About this Page](#) [Privacy Statement](#)

Copyright (c) 2006, Oracle. All rights reserved.

Review Estimated Landed Cost

Shipment Hierarchy

Allocations									
Operating Unit Vision Operations			Shipment Date 18-Mar-2009			Shipment Status Completed			
Receiving Location L01-Seattle Mfg			Shipment Type			Currency Code			
Actions <input type="button" value="Submit"/> <input type="button" value="Go"/>									
Expand All Collapse All									
Focus	Component Number	Details	Component Type	Component Reference	Item	Estimated Amount	Primary Qty	Primary UOM	Unit Landed Cost
	3		Shipment	Domestic Shipment					
	1		Line Group						
	1		Shipment Line	Goods	DT1	1,200.00	100	Each	<u>12.00</u>
	1		Shipment Line Allocation	Goods	DT1	1,000.00			
			Charge Line Allocation	LCM Freight Charges		100.00			
			Charge Line Allocation	LCM Insurance Charges		100.00			
	2		Shipment Line	Goods	DT2	1,750.00	100	Each	<u>17.50</u>
	2		Shipment Line Allocation	Goods	DT2	1,500.00			
			Charge Line Allocation	LCM Freight Charges		150.00			
			Charge Line Allocation	LCM Insurance Charges		100.00			
Actions <input type="button" value="Submit"/> <input type="button" value="Go"/>									

Cost Components

Line Item

Estimated Landed Cost

Unit Landed Cost

Insurance: Flat fee - \$200 prorated by quantity

Freight: 10% of value of the item

Review Estimated Landed Cost

Workbench | Setup
Shipments

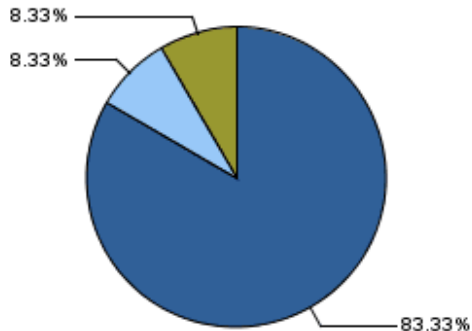
Landed Cost Details

Item	DT1	UOM	Each
Quantity	100	Currency Code	USD
From	Type	Amount	Unit Landed Cost
DT1	ITEM PRICE	1,000.00	10.00
LCM Freight Charges	CHARGE	100.00	1.00
LCM Insurance Charges	CHARGE	100.00	1.00
Total		1,200.00	12.00

Graph to display



Landed Cost Pie Graph



Total Allocation Percentage

Enter and Match Product Invoice

Match to Receipts (Payables, Vision Operations (USA)) - Vision Operations

Invoice Amount 2,900.00
Line Total 2,900.00

**Original PO Price:
\$1,000
\$1,500**

Match	UOM	Qty Invoiced	Unit Price	Match Amount		Receipt Line Num	Receipt Date	Need-By
<input checked="" type="checkbox"/>	Each	100	12	1,200.00	<input type="checkbox"/>	3	1	18-MAR-2009
<input checked="" type="checkbox"/>	Each	100	17	1,700.00	<input type="checkbox"/>	3	2	18-MAR-2009
<input type="checkbox"/>					<input type="checkbox"/>			
<input type="checkbox"/>					<input type="checkbox"/>			
<input type="checkbox"/>					<input type="checkbox"/>			
<input type="checkbox"/>					<input type="checkbox"/>			
<input type="checkbox"/>					<input type="checkbox"/>			
<input type="checkbox"/>					<input type="checkbox"/>			

Purchase Order

UOM: Each

Ordered: 100

Shipped: 0

Unit Price: 15

Payment Terms: 45 Net (terms date)

Freight Terms: Due

Type: Standard

Distributions: 1

Receipt Quantity

UOM: Each

Billed: 0

Received: 100

Returned: 0

Net Received: 100

Accepted: N/A

Associated Charges

Freight:

Misc:

Enter and Match Freight Invoice

Find Receipts for Matching (Payables, Vision Operations (USA)) - Vision Operations

Matching
Type: Freight

Supplier
Name: Allied Manufacturing
Site:

Purchase Order
Num: 6100

Receipt Num: 3
Packing Slip:
Item:
Supplier Item:
Container:
Receipt Date:
Shipped Date:
Need-By Dates:

Match Other Charges to Receipts (Payables, Vision Operations (USA)) - Vision Operations

Line Type: Freight
Cost Factor Name: LCM Freight Charges
 Prorate

Account: 01-000-8805-0000-000
Operations-No Department-LCM Default Charge a/c-No Sub Acco

Amount: 310.00
Charge Total:

Description:

**Original Amount:
\$250 (\$100 + \$150)**

Match	Receipt Num	Receipt Line Num	Receipt Quantity	UOM	Item Description	Charge Amount
<input checked="" type="checkbox"/>	3	1	100	Each	DREAM TOY 1 - GT40	
<input checked="" type="checkbox"/>	3	2	100	Each	DREAM TOY 2 - F70	
<input type="checkbox"/>						
<input type="checkbox"/>						
<input type="checkbox"/>						
<input type="checkbox"/>						

Cancel View Receipt Match

Enter and Match Insurance Invoice

Find Receipts for Matching (Payables, Vision Operations (USA)) - Vision Operations

Matching
Type: Miscellaneous

Supplier
Name: Allied Manufacturing
Site:

Purchase Order
Num: 6100

Receipt Num: 3
Packing Slip:
Item:
Supplier Item:
Container:
Receipt Date:
Shipped Date:
Need-By Dates:

Match Other Charges to Receipts (Payables, Vision Operations (USA)) - Vision Operations

Line Type: Miscellaneous
Cost Factor Name: LCM Insurance Charge: Prorate

Account: 01-000-8805-0000-000
Operations-No Department-LCM Default Charge a/c-No Sub Acco

Amount: 210.00
Charge Total:

Description:

Original Amount: \$200 per shipment

Match	Receipt Num	Receipt Line Num	Receipt Quantity	UOM	Item Description	Charge Amount
<input checked="" type="checkbox"/>	3	1	100	Each	DREAM TOY 1 - GT40	
<input checked="" type="checkbox"/>	3	2	100	Each	DREAM TOY 2 - F70	
<input type="checkbox"/>						
<input type="checkbox"/>						
<input type="checkbox"/>						
<input type="checkbox"/>						

Cancel View Receipt Match

Review Actual Landed Cost

Shipment Hierarchy

Allocations													
Operating Unit			Vision Operations			Shipment Date		18-Mar-2009		Shipment Status		Completed	
Receiving Location			L01-Seattle Mfg			Shipment Type		DOM		Currency Code		USD	
Actions <input type="button" value="Submit"/> <input type="button" value="Go"/>													
Expand All Collapse All													
Focus	Component Number	Details	Component Type	Component Reference	Item	Estimated Amount	Actual Amount	Qty	Unit	Price			
	3		Shipment	Domestic Shipment									
	1		Line Group	3									
	1		Shipment Line	Goods	DT1	1,200.00	1,460.00	100	Each			14.60	
	1		Shipment Line Allocation	Goods	DT1	1,000.00	1,200.00						
			Charge Line Allocation	LCM Freight Charges		100.00	155.00						
			Charge Line Allocation	LCM Insurance Charges		100.00	105.00						
	2		Shipment Line	Goods	DT2	1,750.00	1,960.00	100	Each			19.60	
	2		Shipment Line Allocation	Goods	DT2	1,500.00	1,700.00						
			Charge Line Allocation	LCM Freight Charges		150.00	155.00						
			Charge Line Allocation	LCM Insurance Charges		100.00	105.00						
Actions <input type="button" value="Submit"/> <input type="button" value="Go"/>													

The impacts to actual LC from, Products, Freight and Insurance Invoices

1,000.00 1,200.00

1,500.00 1,700.00

Financial Updates

- Expense charges or track as liability
- LCM program sends variances to Oracle Cost Management to update Inventory Valuation and General Ledger
- Variances applied to portion of receipt quantity still on hand
- Remainder updates Landed Cost Variance account

Summary and Highlights

- **Single Integrated LCM Solution** - Logistics, Financials, Procurement
- **Automatic Update of Variances** - Actual vs. Estimates
- **Flexible Charge Allocation**
 - Shipment line, group of lines, or an entire shipment
 - Prorated based on weight, volume, quantity, or value
- **Advanced Pricing** – rules engine for applying charges
- **Charge Estimates and Variances Update:**
 - Inventory Valuation
 - General Ledger
 - Existing financial reports/statements
- **Consideration of VAT recovery**
- **Multiple currencies and multiple units of measure**
- **Expense charges or accrue as liability**

Workbench Setup

Components

Charge Charges

Indicates required field

Operating Unit Vision Operations
Receiving Location L1D

Shipment Number 3
Shipment Date 09-Oct-2009

Shipment Type All Shipments
Shipment Status Incomplete

Cancel Apply

Charge Lines

Try It Actions X

Click the Apply button.

Object	*Line	*Type	Third Party	Third Party Site	*Amount	*Currency	*Allocation	
	1	INSURANCE			10.00	USD	Value	
	2	FREIGHT			10.00	USD	Value	
	3	LCM-FREIGHT-WEI			0.20	USD	Value	
	4	FREIGHT			10.00	USD	Value	
	5	LCM-FREIGHT-QT			20.00	USD	Quantity	


Add 5 Rows

Associations

Type	To Component *Number	Delete
Shipment Group	1	
Shipment		
Shipment Group		
Shipment Line		

Cancel Apply

12.1.2 Highlights



Landed Cost Management 12.1.2

- Integrate to OPM Costing
- UI Enhancements
 - Visibility into Matched Invoice Amounts
 - Landed Cost Calculation History
 - Landed Cost Visualization by Purchasing

Visibility into Matched Invoice Amounts

Shipment Hierarchy

Allocations												
Operating Unit Receiving Location		Vision Operations LC2- Seattle Mfg		Shipment Date Shipment Type		19-Jun-2009 Shipments		Shipment Status Currency Code		Completed USD		
Actions <input type="button" value="Submit"/> <input type="button" value="Go"/>												
Expand All Collapse All												
Focus	Component Number	Details	Component Type	Component Reference	Item	Estimated Amount	Matched Amount	Actual Amount	Actual History	Primary Qty	Primary UOM	Unit Landed Cost
	<input type="checkbox"/> 905281093	⊞	Shipment	Shipments								
	<input type="checkbox"/> 1	⊞	Line Group	vp								
	<input type="checkbox"/> 1	⊞	Shipment Line	Goods	LC-01	459.27	65.00	451.53		10	Each	45.15
		⊞	Shipment Line Allocation	Goods	LC-01	120.00	53.00	113.00				
		⊞	Charge Line Allocation	FREIGHT			12.00	12.00				
		⊞	Charge Line Allocation	INSURANCE		100.00		100.00				
		⊞	Charge Line Allocation	NIC_FREIGHT_HEADER		27.27		26.53				
		⊞	Charge Line Allocation	NIC_FREIGHT_LINE		200.00		200.00				
	<input type="checkbox"/> 2	⊞	Shipment Line	Goods	LC-11	432.73	12.00	435.47		10	Each	43.55
		⊞	Shipment Line Allocation	Goods	LC-11	100.00		100.00				
		⊞	Charge Line Allocation	FREIGHT			12.00	12.00				
		⊞	Charge Line Allocation	INSURANCE		100.00		100.00				
		⊞	Charge Line Allocation	NIC_FREIGHT_HEADER		22.73		23.47				
		⊞	Charge Line Allocation	NIC_FREIGHT_LINE		200.00		200.00				
Actions <input type="button" value="Submit"/> <input type="button" value="Go"/>												

- Included new column Matched Amount to display the total invoiced amount
- Included new Actual History button

Visibility into Matched Invoice Amounts

Actual Matching History

Context Information								
Operating Unit	Vision Operations			Shipment Number	905281093		Component Reference	Goods
Receiving Location	LC2- Seattle Mfg			Component Type	Shipment Line Allocation		Item	LC-01
Actual Summary								
Actual Match Source	Actual Reference	Third Party	Third Party Site	Date	Matched Quantity	UOM	Matched Amount	Currency
AP Invoice Distribution	RCV 79-1 - 1	Allied Manufacturing	LOS ANGELES	08-Aug-2009	3	Each	30.00	USD
AP Invoice Distribution	RCV 79-1 - 2	Allied Manufacturing	LOS ANGELES	08-Aug-2009			3.00	USD
AP Invoice Distribution	RCV 79-2 - 1	Allied Manufacturing	LOS ANGELES	08-Aug-2009	2	Each	20.00	USD

- Displays the detailed Invoicing history

Landed Cost Calculation History

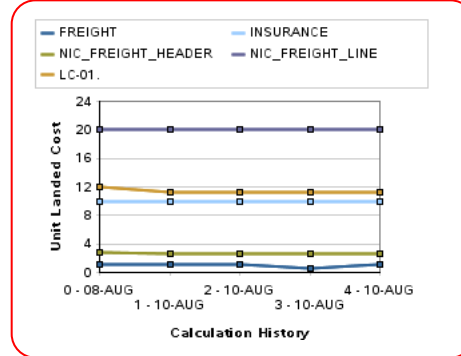
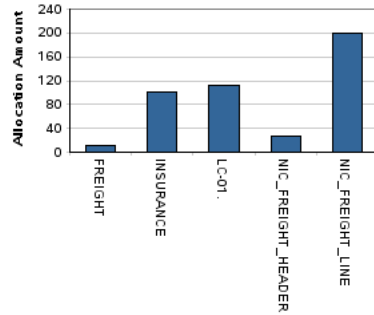
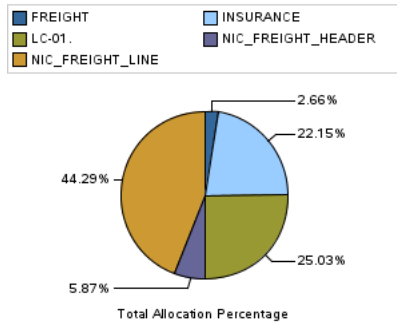
Landed Cost Details

Unit Landed Cost History

Unit Landed Cost History

-
-
-
-
-
-

From	Type	Analysis Code	Component Class	Amount	Unit Landed Cost
FREIGHT	CHARGE	FRT	1-FREIGHT	12.00	1.20
INSURANCE	CHARGE	INS	1-INSURANCE	100.00	10.00
LC-01.	ITEM PRICE			113.00	11.30
NIC_FREIGHT_HEADER	CHARGE	FRT	1-FREIGHT	26.53	2.65
NIC_FREIGHT_LINE	CHARGE	FRT	1-FREIGHT	200.00	20.00
Total				451.53	45.15



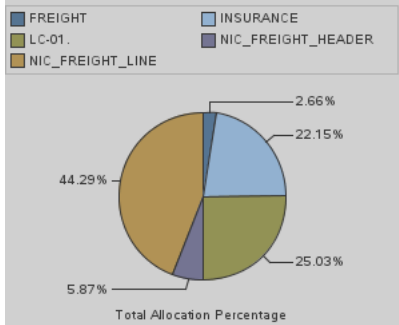
Landed Cost Calculation History

Landed Cost Details

Unit Landed Cost History: 4 - 10-AUG-2009

Item: LC-01. UOM: Each
Quantity: 10. Currency Code: USD

From	Type	Analysis Code	Component Class	Amount	Unit Landed Cost
FREIGHT	CHARGE	FRT	1-FREIGHT	12.00	1.20
INSURANCE	CHARGE	INS	1-INSURANCE	100.00	10.00
LC-01.	ITEM PRICE			113.00	11.30
NIC_FREIGHT_HEADER	CHARGE	FRT	1-FREIGHT	26.53	2.65
NIC_FREIGHT_LINE	CHARGE	FRT	1-FREIGHT	200.00	20.00
Total				451.53	45.15



Unit Landed Cost History: 0 - 08-AUG-2009

Item: LC-01. UOM: Each
Quantity: 10. Currency Code: USD

From	Type	Analysis Code	Component Class	Amount	Unit Landed Cost
FREIGHT	CHARGE	FRT	1-FREIGHT	12.00	1.20
INSURANCE	CHARGE	INS	1-INSURANCE	100.00	10.00
LC-01.	ITEM PRICE			120.00	12.00
NIC_FREIGHT_HEADER	CHARGE	FRT	1-FREIGHT	27.27	2.73
NIC_FREIGHT_LINE	CHARGE	FRT	1-FREIGHT	200.00	20.00
Total				459.27	45.93

Total Allocation Percentage

Category	Percentage
FREIGHT	2.61%
INSURANCE	21.77%
LC-01.	26.13%
NIC_FREIGHT_HEADER	5.94%
NIC_FREIGHT_LINE	43.55%

Allocation Amount

Category	Allocation Amount
FREIGHT	12.00
INSURANCE	100.00
LC-01.	120.00
NIC_FREIGHT_HEADER	27.27
NIC_FREIGHT_LINE	200.00

Unit Landed Cost Calculation History

Calculation Date	FREIGHT	INSURANCE	NIC_FREIGHT_HEADER	NIC_FREIGHT_LINE	LC-01.
0 - 08-AUG	1.20	10.00	2.73	20.00	12.00
1 - 10-AUG	1.20	10.00	2.73	20.00	12.00
2 - 10-AUG	1.20	10.00	2.73	20.00	12.00
3 - 10-AUG	1.20	10.00	2.73	20.00	12.00
4 - 10-AUG	1.20	10.00	2.73	20.00	12.00

View Acquisition Costs from Purchasing


Acquisition Cost Summary: Standard Purchase Order 5944

Operating Unit	Vision Operations	Currency	USD
Supplier	Allied Manufacturing	Amount	1,000.00
Supplier Site	LOS ANGELES	Non-Recoverable Tax	0.00
Buyer	Smith, Mr. Jonathan	Delivery Cost	551.27
Order Description		Acquisition Cost	1,551.27
		Billed	65.00

- Acquisition Cost view pages shows also data from LCM information

Search

Item Description

Item 


Line Number

Lines **Schedules**

Line	Item	Description Ordered	Price	Amount	Non-Recoverable Tax	Delivery Cost	Acquisition Cost	Billed
1	LC-01	Plain Item	100	10.00	1000	0.00	551.27	<u>1,551.27</u> 65.00

Search

Item Description


Item 

Line Number

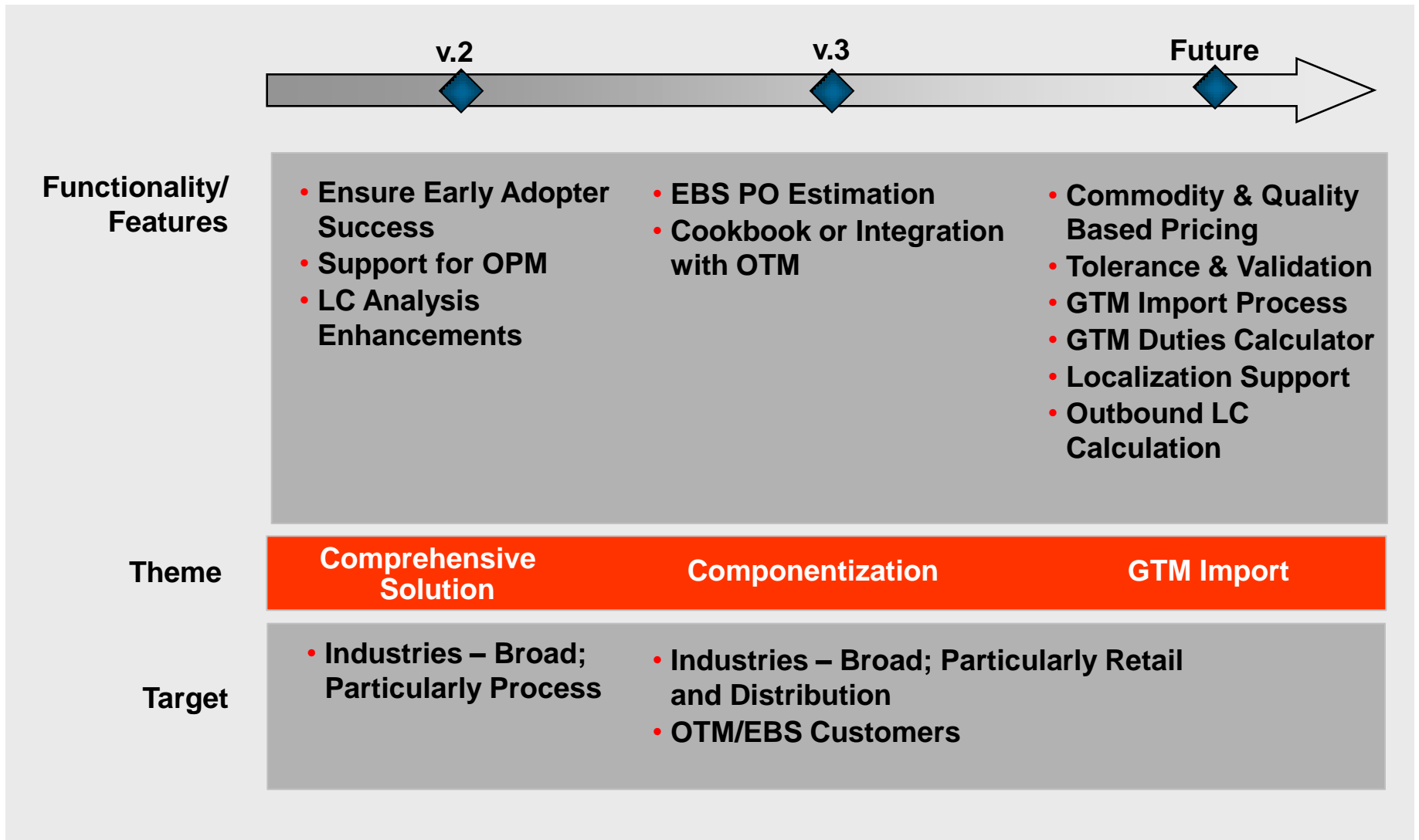
Lines **Schedules**

Line	Schedule	Ship To	Item	Description Ordered	Price	Amount	Non-Recoverable Tax	Delivery Cost	Acquisition Cost	Billed
1	1	LC2- Seattle Mfg	LC-01	Plain Item	100	10.00	1000	0.00	551.27	<u>1,551.27</u> 65.00

Roadmap



Oracle LCM Roadmap



Additional Resources

- Oracle.com
 - <http://www.oracle.com/applications/scm/landed-cost-management.html>
 - Datasheet
- Metalink
 - 781061.1 - Landed Cost Management Process Guide
 - Customer Webinar
https://conference.oracle.com/imtapp/app/arc_pb_hub.uix?mID=145576051&src=app/arc_pub&action=pb
conference key = **advisor**
- Solution Factory
 - <http://launch.oracle.com/?landedcost>



ORACLE IS THE INFORMATION COMPANY